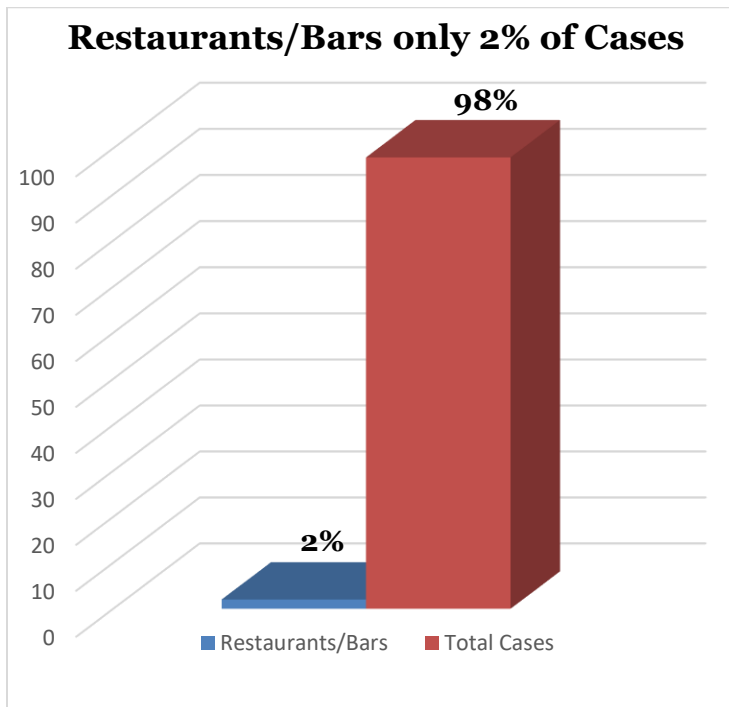


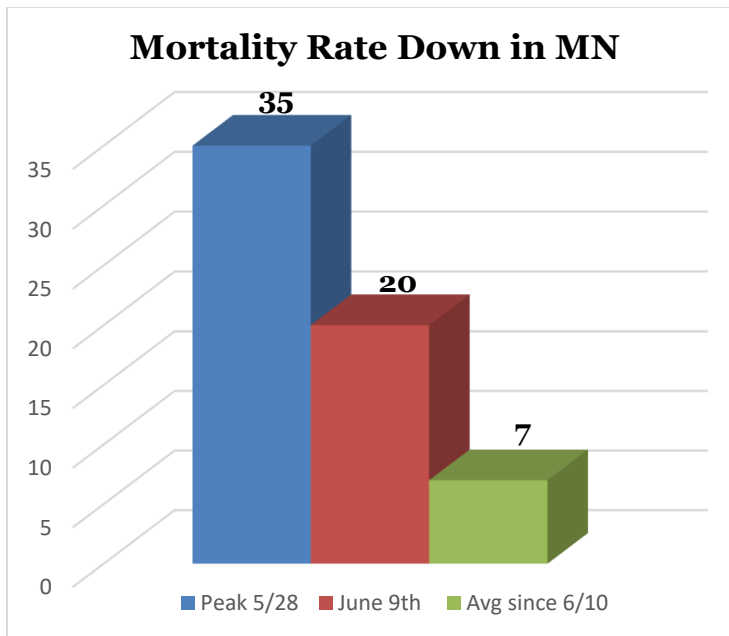


BY THE NUMBERS: THE CASE FOR TURNING THE DIAL



As reported by the [Star Tribune](#), MDH has correlated 924 cases with visits to restaurants or bars this summer. These are cases where the Department *assumes* transmission occurred at a bar or restaurant but has not proven causation. Over the same period of time there have been over 45,900 cases identified in Minnesota. This means that 98% of transmission occurred in settings outside of restaurants or bars.

KEY TAKEAWAY: The Governor’s June 10 dial turn has not led to a significant spike in COVID-19 cases in this sector. Our state, its operators and its patrons have effectively mitigated the public health risk, while allowing critical expanded economic activity.

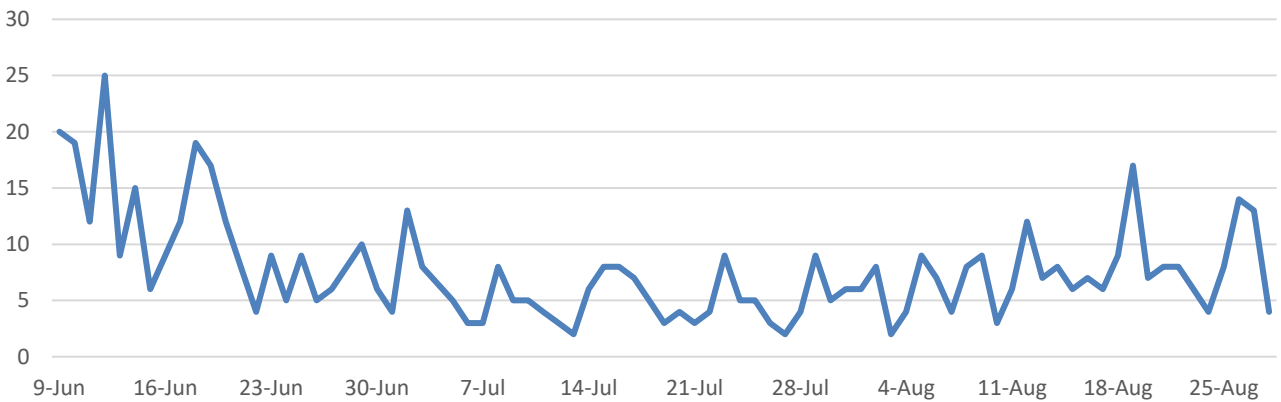


According to [MDH data](#) the mortality rate in Minnesota has decreased threefold since the day before the June 10 dial turn and is down fivefold from the peak on May 28.

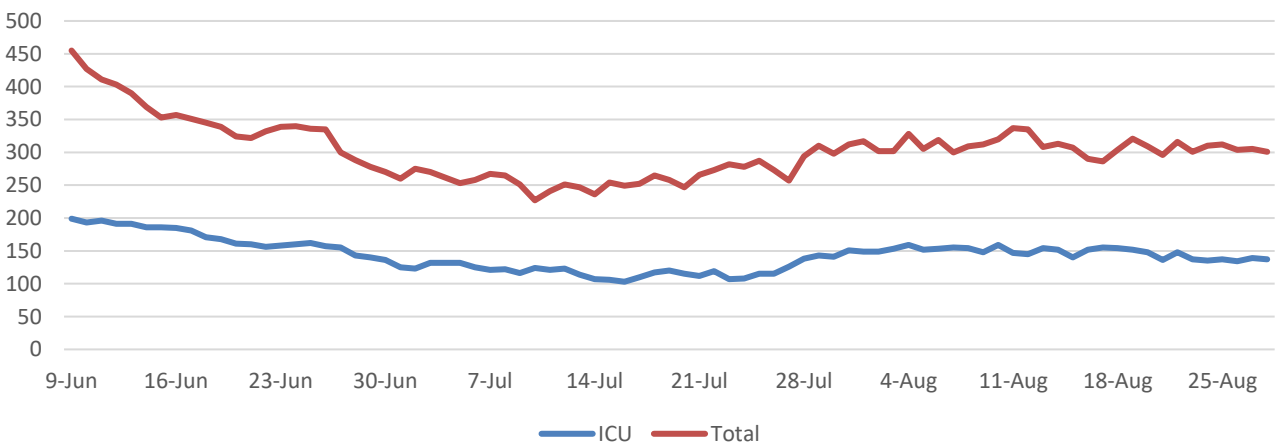
- 35 deaths on May 28
- 20 deaths on June 9
- 7 deaths per day (average) since June 10 dial turn

KEY TAKEAWAY: The Governor’s June 10 dial turn has not led to an increase in deaths in Minnesota. In fact, the mortality rate has trended *down* since the dial turn and is down *significantly* from the peak number of deaths in May.

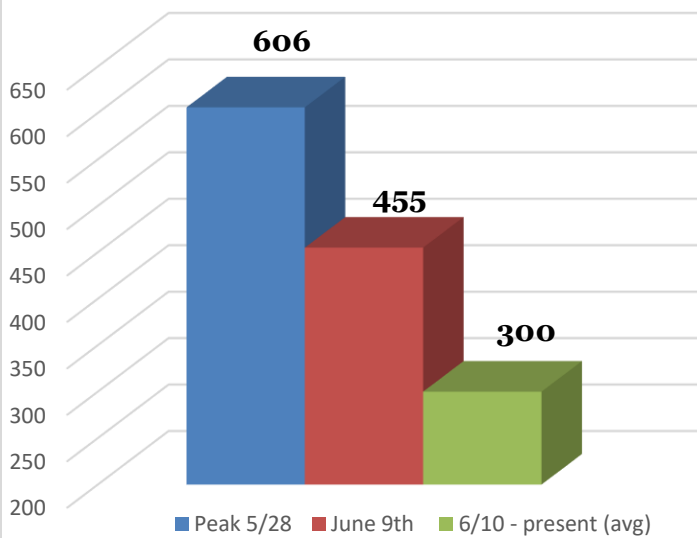
New Mortalities Remain Down since 6/9



Hospitalizations and ICU Usage Remain Down since 6/9



Hospitalizations Down in MN



According to [MDH data](#), average hospitalizations per day are down 34% since the June 9 and are less than half of the high water mark on May 28:

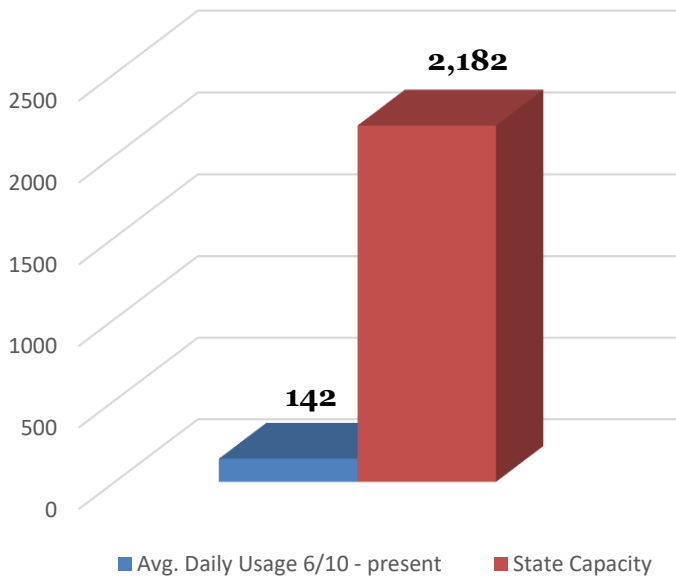
- 606 hospitalizations on May 28
- 455 hospitalizations on June 9
- 300 hospitalizations per day (average) since June 10 dial turn

The same pattern persists for ICU-usage:

- 263 ICU beds on May 30
- 199 ICU beds on June 9
- 142 ICU bed average since June 10

KEY TAKEAWAY: The Governor's June 10 dial turn hasn't led to increased hospitalization; in fact, rates have dropped.

Avg. Daily ICU Bed Usage since 6/9 is 7% State Capacity

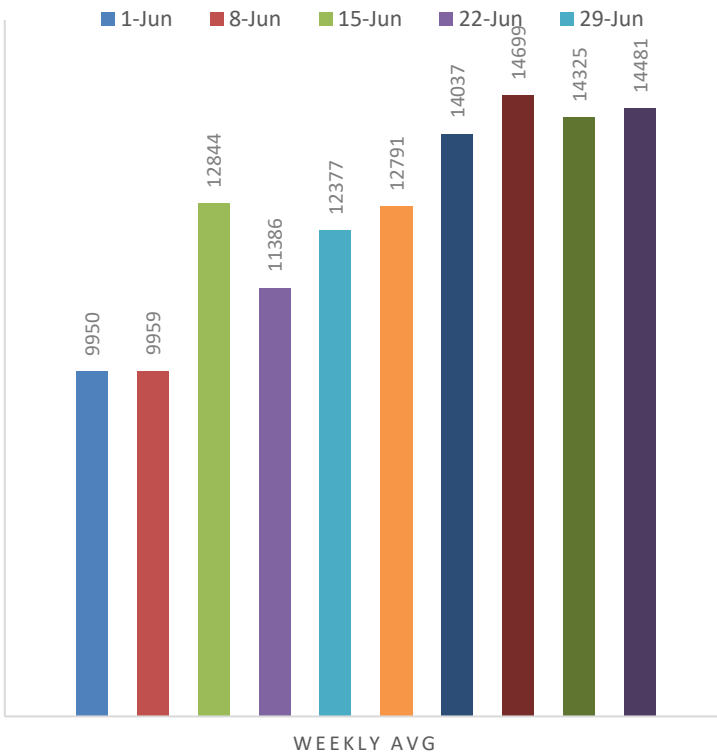


From the beginning of the pandemic, the State has indicated that the primary concern in its mitigation strategy is to avoid overwhelming our health care system, as we saw in New York, Italy, Spain and other jurisdictions.

To date Minnesota has done a remarkably good job in maintaining statewide health care capacity. According to [MDH data](#) Minnesota’s “Hospital Surge Capacity” for ICU beds is 2,182. At the peak (May 30), COVID-19 patients utilized 12% of this capacity. Since June 9, the average daily usage is nearly half that at 7% capacity.

KEY TAKEAWAY: The Governor’s June 10 dial turn hasn’t jeopardized Minnesota’s protective position regarding ICU capacity and in fact usage is lower since the turn.

Testing Increases since 6/9



Despite significant increases in weekly testing volume (45% increase from June to August), the positivity rate has remained relatively flat around 5% since the June 10 dial turn (see above MDH graph).

While raw case numbers may have increased over this same period (cases per 100,000 residents), that is to be expected with such a significant testing increase, as has been acknowledged by MDH Commissioner Jan Malcolm in public comments.

KEY TAKEAWAY: The Governor’s June 10 dial turn has not increased the transmission rate in Minnesota.